

Christmas activities




OXFORD
UNIVERSITY PRESS



Is your stocking hanging above the fireplace yet?

Are you impatient for Christmas to arrive?

Then unwrap this early gift courtesy of Oxford and share it with your class.



If you are not an Oxford user, remember this is but a taste of all the resources you could receive if you were using an Oxford coursebook.



To find out more about what Oxford can offer you and your school, please contact your local Oxford representative.

Season's Greetings!

**be first
be best
be Oxford**



Your OUP team



Decorate Your Christmas Tree

Christmas tree





Christmas Decorations

There is one angel.
There are two bells.
There are three green baubles.
There are two small angels.
There are ten sweets.
There are two snowflakes.
There are three red and yellow baubles.
There is a red stocking.
There are five small stars.
There is a big star.
There are three yellow candles.
There is one blue candle.
There are lights.
There are five orange baubles.
There is one red candle.
There is one purple bell.
There are two pink bells.
There is a snowman.
There are three snowflakes.
There are four sweets.

Christmas Quiz



- In the song "Jingle Bells" what was fun to ride?**
a. a sleigh b. ice skates c. skis
- How many sides does a snowflake have?**
a. 6 b. 5 c. 8
- What is the name of the plant that people usually kiss under?**
a. holly b. poinsettia c. mistletoe
- What was the name of the reindeer with a red nose?**
a. Donner b. Blitzen c. Rudolph
- How many reindeers pull Santa's sleigh?**
a. 6 b. 8 c. 4
- What or who guided the Wise Men to Baby Jesus?**
a. star b. angels c. shepherds
- When is Christmas Day?**
a. December 24th b. December 25th c. December 26th
- Who helps Santa to make toys?**
a. elves b. reindeers c. snowmen
- What should children leave for Santa to eat?**
a. sweets b. milk and cookies c. hot chocolate and sandwiches
- What instrument was "Silent Night" originally composed and accompanied by?**
a. piano b. church organs c. guitar
- In which country was the first artificial Christmas tree made?**
a. the USA b. France c. Germany
- How long did it take Charles Dickens to write "A Christmas Carol"?**
a. 6 weeks b. 2 months c. 2 weeks
- What animals pull Santa's sleigh in Australia?**
a. koalas b. kangaroos c. sheep
- What colour is the Grinch?**
a. green b. red c. blue
- Where were the first baubles made?**
a. in England b. in Italy c. in Germany
- What is Jesus's star sign?**
a. Capricorn b. Sagittarius c. Scorpio
- What is the title of the movie about a little boy named Kevin who is accidentally left behind while his family flies to France for Christmas?**
a. Kevin's alone b. Kevin at home c. Home alone
- In which century was Christmas declared a holiday to be celebrated on December 25th?**
a. 5th century b. 3rd century c. 4th century
- What was traditionally put into the Christmas Pudding in the UK to bring good luck?**
a. a coin b. a ring c. a bell
- What Christmas item was invented in 1847?**
a. baubles b. Christmas crackers c. Christmas cards



Christmas Tree Word Search



Christmas Tree Word Search



1. an animal which pulls Santa's sleigh - _____
2. a vehicle that Santa uses for travelling over snow - _____
3. the place on the Earth where Santa Claus and his elves live - _____
4. an object made of metal that makes a ringing sound, Santa rings it when he comes - _____
5. Santa uses it instead of door to get into our houses - _____
6. a traditional Christmas song - _____
7. a type of traditional Christmas cake with a lot of spices such as ginger or pepper - _____
8. Santa's little helper who works at the workshop and makes toys for children - _____
9. it gives light and is used for decoration - _____
10. you can see it in the sky at night - _____
11. people who take care of sheep, they were the first who came to see Baby Jesus - _____
12. little lamps on Christmas trees - _____
13. explosive materials used at midnight on New Year's Eve - _____
14. your own decisions to do something better in the new year - _____
15. God's helper in heaven with white wings - _____
16. an alcoholic drink which is served warm with sugar and spices - _____
17. a large bag in which Santa carries presents - _____
18. a plant which grows on trees, used as a Christmas decoration. According to custom, people should kiss when they stand under it - _____
19. a big sock, usually hung by the fireplace, a place where Santa leaves presents - _____
20. a wooden frame in which you put food for animals such as cows and horses. It's a place where Baby Jesus lay after his birth - _____
21. round colourful decorations hung on Christmas trees - _____
22. a place where animals such as horses live or a place where Baby Jesus was born - _____
23. 26th December - _____
24. a decorative ring made of leaves, flowers and other things such as bells, candles, angels - _____
25. a small piece of snow - _____



Santa's sack is

--	--	--	--	--	--	--	--	--	--	--	--	--

1. It's small and made of metal. Santa Claus rings it when he brings presents.

--	--	--	--

2. Santa brings them and puts them under the Christmas tree or in the stocking.

--	--	--	--	--	--	--	--

3. The Christmas tree shines brightly when you turn these small electric lamps on.

--	--	--	--	--	--

4. You eat these cookies at Christmas.

--	--	--	--	--	--	--	--	--	--	--	--

5. It's made of snow. It's got black eyes and a nose made of carrot.

--	--	--	--	--	--	--

6. It gives light when it burns. You can put it on the table for decoration.

--	--	--	--	--	--

7. You wait for the first one on Christmas Eve. It shines in the sky at night.

--	--	--	--

8. It's Santa's vehicle.

--	--	--	--	--	--

9. It's an animal that helps Santa Claus to get from place to place.

--	--	--	--	--	--	--	--

10. You hang them on the Christmas tree. They are round and are very colourful.

--	--	--	--	--	--	--

11. Children hang them on the fireplace and Santa puts the presents in them.


--	--	--	--	--	--	--	--	--

12. He works in Santa's factory in the North Pole and makes presents.

--	--	--

13. It's God's helper. It wears white clothes and has got wings.

--	--	--	--	--



Rewrite the Story




Christmas story A

It's a Christmas morning. It is snowing outside but we are sitting in the living room. Our Christmas tree looks beautiful. There are a lot of ornaments, some sweets and lights. On top of the tree there is an angel. Our stockings are hanging by the fireplace. We are listening to Christmas carols but nobody is singing. My younger sister is opening her presents. She is playing with her new doll. I think she really likes it but my presents are better. I got two computer games, a new bag and some fantastic clothes: a new pair of jeans and a blue T-shirt. My dad wants to go sledging but I prefer to stay at home, watch Christmas movies and eat gingerbread cookies. My sister wants to go ice skating and my mum says we should visit our grandma. In the end we decide to play a new board game and drink some hot chocolate.



Christmas story B

It's a Christmas afternoon. It is cold and windy outside but there is no snow. It's a pity because I really wanted to make a big snowman this year. We are sitting in the living room and watching a movie on television. It is a story about a small girl who doesn't believe in Santa Claus. Then one day she has a dream. In her dream Santa comes to her room, he has got his sleigh with eight reindeers and rings a little bell. He leaves her a small box on her desk. In the morning she wakes up and sees the box from her dream. She opens the box and there is a little angel inside. My older brother thinks this movie is boring. He is watching and playing games on his mobile phone at the same time. After the film my aunt and my uncle come to visit us. I am very happy because I like spending time with my cousins and we can eat as much chocolate cake as we want.





DECORATE YOUR CHRISTMAS TREE

1. Copy one Christmas tree for each student or pair.
2. Copy and cut up the Christmas decorations. Make sure you have about 5 to 8 strips for each student or pair. Put them all in one box.
3. Students work in pairs or individually.
4. Give each student or pair one Christmas tree.
5. Ask each student or pair to take about 5 to 8 strips from the box with Christmas decorations.
6. Students decorate their Christmas tree with the decorations they have selected from the box.
7. When students are ready they can write a description of their Christmas tree or they can talk about it in groups or in front of the whole class.

CHRISTMAS QUIZ

1. Divide students into pairs or small groups.
2. Give each group a copy of the Christmas Gambling worksheet.
3. Ask students to read the questions and circle the correct answers. They also place their bets from 10 points to 50 points depending on how certain they are that their answer is correct.
4. When they are ready check the answers.
5. Students get as many points as they bid if their answer is correct. When it is incorrect students lose as many points as they bid.
6. At the end the team with the largest number of points is the winner.

Answer key: 1a, 2a, 3c, 4c, 5b, 6a, 7b, 8a, 9b, 10c, 11c, 12a, 13b, 14a, 15c, 16a, 17c, 18c, 19a, 20b

CHRISTMAS TREE WORD SEARCH

1. Students work individually or in pairs.
2. Students get a copy of the Christmas Tree Word Search and the list of clues.
3. Students read the definitions and match them with the words from the Christmas tree.

Answer key:

1 reindeer, 2 sleigh, 3 the North Pole, 4 bell, 5 chimney, 6 carol, 7 gingerbread, 8 elf, 9 candle, 10 star, 11 shepherds, 12 lights, 13 fireworks, 14 resolutions, 15 angel, 16 mulled wine, 17 sack, 18 mistletoe, 19 stocking, 20 crib, 21 baubles, 22 stable, 23 Boxing Day, 24 wreath, 25 flake

WHERE IS SANTA'S SACK?

1. Students work individually or in pairs.
2. Give each student or pair a copy of the Where is Santa's sack worksheet.
3. Students guess the words and write them down.
4. When they are ready they read the letters from the marked spaces and find out where Santa's sack is hidden.

Answer key: BEHIND THE SOFA (1 bell, 2 presents, 3 lights, 4 gingerbread, 5 snowman, 6 candle, 7 star, 8 sleigh, 9 reindeer, 10 baubles, 11 stockings, 12 elf, 13 angel)

Teacher's Notes

(including all the activities by Weronika Sałandyk)



REWRITE THE STORY

1. Students work in pairs or in small groups.
2. Give each group a copy of the Christmas story worksheet. Make sure that half of the groups get version A and the other half get version B.
3. Students read the story and rewrite it on a sheet of paper. Their task is to substitute as many words as possible with pictures. Tell students that their picture version must be readable and clear to the rest of the class.
4. When students are ready, join the students who worked with version A with the students who worked with version B. Students exchange their picture stories and try to read their friends' text.


For Further Inspiration...



And... *Oxford Teachers' Club!*

If you are an English language teacher, register online at www.oup.com/elt/teachersclub and be one of the thousands joining the ***Oxford Teachers' Club*** every month to access **free classroom activities, lesson plans, articles, videos, and online presentations** to help you with your teaching.





OXFORD
UNIVERSITY PRESS